

# Impact Christian Church – Online Giving User’s Guide

Thanks for your interest in giving to Impact Christian Church through our Online Giving module. Below are screenshots of the basic steps on how you can successfully and securely give to Impact Christian Church.

1) To begin, go to our Online Giving page and click “Click Here to Give Online.”

The screenshot shows a web browser window displaying the Impact Christian Church website. The browser's address bar shows the URL <http://www.impactchristian.com/online-giving/>. The website header features the church's logo, a "New Here?" banner, and navigation links for "Contact Us", "Directions", and "Calendar". A search bar is also present. The main navigation menu includes "Home", "About Impact", "Worship", "Get Connected", "Global Outreach", and "Media".

The main content area is titled "Online Giving" and includes a "Click Here to Give Online." link. Below this, there is a "Giving To Impact" section with a "Donate" button. The text explains that the church is thankful for partners and describes the biblical basis for tithing. It also lists several options for giving, including online giving, mail, and automatic scheduled giving. A "Benefits of Online Giving" section highlights that users can create a budget-friendly schedule and avoid forgetting to bring checks to church.

On the left side of the page, there is a "Calendar" widget for March 2011, a "Check out what's happening around Impact Christian Church!" section, and dropdown menus for "GROWTH GROUPS", "STUDENTS", and "KIDS". At the bottom of the left sidebar, there is a graphic that says "Events that IMPACT!".

## 2) Billing Information:

A popup window should appear. Fill out all your billing information. A unique account will be created for your records based upon the e-mail address. In the future, if you log in with this same e-mail address, you won't need to enter your billing information in again!

Donate [close](#)

➔ *Please provide a valid e-mail.*

[If you are an existing user, please login first](#)

If you are a new user, please supply a valid e-mail address ([why?](#)):

E-MAIL  \*

**Billing Information:**

FIRST NAME  \*

LAST NAME  \*

ADDRESS LINE 1  \*

ADDRESS LINE 2


CITY  \*

STATE / PROVINCE  \*

ZIP / POSTAL  \*

COUNTRY  ▼

PHONE (  )  -  \*

 [Secure Connection](#)

3) **Donation Details:**

You can designate how much money should be donated to a particular Category. To do so, you'd click "More Categories" to display 2 more Categories.

Donate close

---

**Donation Details** from: Josh Fuoco (w.joshua.fuoco@alumni.rmu.edu)

AMOUNT \$ 1 \*

CATEGORY  
General Fund (Daily Operating Expense) More Categories

AMOUNT \$ 1 \*

CATEGORY  
Mission

AMOUNT \$ 1 \*

CATEGORY  
Special (Please specify in the Notes field below)

NOTE: Friendhouse Int. (Andy & Jen May)

AUTOMATIC PAYMENTS  
If you would like to have this donation charged to your card automatically every month, please enter the day of the month you would like this amount to be charged:  
\*  
Please set the day of month to at least one day in the future to be automatically charged this month.

BACK CONTINUE

4) **Payment Method:**

You can make a donation via Visa, Mastercard, Discover, American Express, or directly from your bank account through E-Check.

Donate [close](#)

---

### Enter Payment Method


PAYMENT TYPE

NAME ON CARD

CARD NUMBER

CCV NUMBER  [\(what is this?\)](#)

CARD EXPIRES

 [Secure Connection](#)

5) **Your Donation (review):**

A review of your donation will appear. If your Billing Address or Payment Method are incorrect, feel free to click “Change Address” or “Change Payment Information” to correct any details. If you feel something is incorrect with the monetary denominations, by clicking “close”, the donation will be cancelled, and nothing will be submitted.


If you are ready to donate, click “Donate Now”.

Donate [close](#)

### Your Donation


DESCRIPTION	DONATION	TOTAL
General Fund (Daily Operating Expense)	\$1.00	\$1.00
Mission	\$1.00	\$1.00
Special (Please specify in the Notes field below)	\$1.00	\$1.00
<b>Total:</b>		<b>\$3.00</b>

#### Billing Address




[CHANGE ADDRESS](#)

#### Payment Method

 Visa


[CHANGE PAYMENT INFORMATION](#)

[Donate Now](#)

 [Secure Connection](#)

6) **Donate (processing):**

By clicking "Donate Now" on the previous screen, this blank screen is transmitting the transaction. It'll only appear for 10 seconds or less.



7) **Thank You:**

Once approved or declined, you'll receive a message notifying you if everything submitted correctly. Below is the page you'll be redirected to detailing your donation. You can print this page for your records.

The screenshot shows a web browser window displaying the 'Thank You' page for a donation to Impact Christian Church. The browser's address bar shows the URL: <http://www.impactchristian.com/me/fuoco/orders/756543/?thanks=1&orderType=d>. The website header features the church's name, 'Impact Christian Church', and a 'New Here?' banner. A navigation menu includes links for Home, About Impact, Worship, Get Connected, Global Outreach, and Media. The main content area is divided into a left sidebar and a central receipt section. The sidebar contains a 'Members Area' with a search bar, a calendar for March 2011, and a 'CALENDAR' button. The central receipt section, titled 'CONTACT', includes a 'Thank You for giving to Jesus through Impact Christian Church.' message, a 'Print for your records' link, and a detailed list of items donated. The items are:

QTY	Item	Price
1	General Fund (Daily Operating Expense) / Donation Friendhouse Int. (Andy & Jen May)	\$1.00
1	Mission / Donation Friendhouse Int. (Andy & Jen May)	\$1.00
1	Special (Please specify in the Notes field below) / Donation Friendhouse Int. (Andy & Jen May)	\$1.00

Shipping: \$0  
Taxes: \$0  
Total: \$3.00

For all your customer service needs please contact:  
E-mail: [webmaster@impactchristian.com](mailto:webmaster@impactchristian.com)

8) **Orders (past review):**

You will also receive an email detailing your donation and you can log back into the site via the “Members Area”, linked from the Online Giving webpage and view all your previous Orders from the left column of the webpage.

